



U.S. DEPARTMENT OF EDUCATION

Education Stabilization Fund

ESF / ESF Reporting / HEERF - 007180078 - Year One - Review

HEERF Fund Annual Report - Year One

In Progress

Last Modified: ggb@ku.edu - 1/28/2021, 1:37:48 PM

1 2 3 4 5 6 7 8 9 10 11 Review

Instructions

UNIVERSITY OF KANSAS - Review

Expand All

Collapse All

General Information

Institutional Identifiers and Contact Information:

Institution Name

UNIVERSITY OF KANSAS

DUNS #

007180078

Please identify the OPEID(s) for this institution:

001948 004605

Please report on these HEERF grant PR/Award Numbers:

PR Number 1	Awarded Amount 1
P425E203393 (Student Aid)	\$7,594,823.00
PR Number 2	Awarded Amount 2
P425F202795 (Institutional Aid)	\$7,594,822.00
Total Awarded Amount	Total Awarded Amount
	\$15,189,645.00

Who is the lead contact for this annual data collection?

Name	Title	Telephone
Douglas Girod	Chancellor	(785) 864-5943

E-mail
chancellor@ku.edu

Funds Expended




- 1) Did you expend all of your HEERF funds prior to the end of the reporting period, making this your final annual report? *

Websites


- 2) Reporting on institution websites:

- a) CARES HEERF quarterly reporting webpage URL:

<https://coronavirus.ku.edu/cares-act>


- b) Student Portion Reporting: Provide all active website URLs posted by your campus, or by the institution on behalf of your campus(es), as required by the August 31 notice in the Federal Register  (including any URLs that are still active that provide archived information).

<https://coronavirus.ku.edu/cares-act>

- c) Institutional Portion, (a)(2), and (a)(3) Reporting: Provide all active website URLs posted by your campus, or by institutions on behalf of your campus(es) as required by the quarterly Higher Education Emergency Relief Fund (HEERF) Data Collection Form  (including any URLs that are still active that provide archived information).

<https://coronavirus.ku.edu/cares-act>

Student Eligibility

3) How did your institution determine which students were eligible  to receive emergency financial aid grants under any of the CARES Act HEERF programs?

a) My institution has received an Institutional Student Information Record (ISIR) or Student Aid Report (SAR) on file that verifies student eligibility for Title IV, federal student aid (Title IV aid).

Yes No

b) My institution allowed students to attest to their eligibility for Title IV aid by completing an alternative application form developed by the institution for this purpose.

Yes No

c) My institution used another method for determining which students were eligible to receive emergency financial aid grants under the CARES Act.

Yes No

Please Specify

The following items were reviewed to award students without a 2020 ISIR: valid SSN; no NSLDS overpayments or defaults; valid Selective Service registration; enrollment in a degree-seeking program at least half-time; not exclusively online before 3/13/2020; eligible Satisfactory Academic Progress.

Aid Determination



- 4) How did your institution determine which students received emergency financial aid grants to students and how much each student would receive? Please indicate if any of the following strategies were used.

4.1) Did you distribute the same amount to all eligible students regardless of different circumstances?

Yes

No



4.1.1) Did you ask students to apply for funds?

Yes

No

4.1.1.1) Did you use that application to determine the amount of a student's emergency financial aid grant?

Yes

No

i) What needs did you prioritize to determine the amount of the student's award?

a) Food

Yes

No

b) Housing

Yes	No
-----	----

c) Course materials

Yes	No
-----	----

d) Technology

Yes	No
-----	----

e) Health care

Yes	No
-----	----

f) Child care

Yes	No
-----	----

g) Other

Yes	No
-----	----

4.1.2) Did you use any institutional administrative data (pre-existing data that did not come from a HEERF-specific application form) in determining the amount of funds awarded to students?

Yes	No
-----	----

4.1.2.1) Which of these student factors did you prioritize in the grant determination process?

i) Enrollment intensity (i.e., full-time/part-time status, number of credits the student is taking, etc.)

Yes	No
-----	----

ii) Location (i.e., branch campus)

Yes	No
-----	----

iii) Pell Grant eligibility

Yes	No
-----	----

iv) FAFSA data elements

Yes	No
-----	----

a) Which FAFSA data elements did you use?

1) FAFSA Family Income

Yes	No
-----	----

2) Estimated Family Contribution

--	--

3) Independent/dependent status

Yes	No
-----	----

v) On-campus/distance education status

Yes	No
-----	----

vi) On-campus/off-campus living arrangements

Yes

No

vii) Academic level

Yes

No

viii) Other

Yes

No

Aid Distribution



5) How did your institution distribute the emergency financial aid grants to students?

d) Payment apps

Yes

No

e) Other

Yes

No

Emergency Grants



6) Did your institution provide any instructions, directions, or guidance to students (e.g. FAQs) about the emergency financial aid grants upon disbursement? *

Yes

No

a) Upload PDF/MS Word document instructions, directions, or guidance (up to 5 files):

or

b) Provide any active URLs with instructions, directions, or guidance on how to use the grants:

<https://coronavirus.ku.edu/cares-act>

Emergency Financial Aid ^

7) Use the instructions noted in the Appendix to complete the following table

Emergency Financial Aid Grants Awarded to Students (direct grants and amounts reimbursed)

Number of Students	Amount Disbursed - Section 18004(a)(1)	Minimum and Maximum Awards
--------------------	--	----------------------------

Number of Eligible Students

7.1) How many students were eligible to receive HEERF emergency grants made available under section 18004 of the CARES Act



7.1.1) All HEERF Emergency Financial Aid Grant eligible students

21,075

7.1.2) Undergraduates

i) Full-time students




	Pell grant recipient	Non-Pell grant recipient
i) Full-time students	3,946	10,045
ii) Part-time students		
a) Pell grant recipient	742	1,421
b) Non-Pell grant recipient		




7.1.3) Graduates

i) Full-time students	ii) Part-time students
Full-time students	Part-time students
3,488	1,433

Number of HEERF Student Recipients – Emergency Grants to Students (unduplicated)

7.2) How many students received emergency financial aid grants provided under Section 18004 of the CARES Act? (unduplicated across all HEERF sections)

7.2.1) All HEERF Emergency Financial Aid Grant eligible students	5,858
7.2.2) Undergraduates 	

i) Full-time students 	
	
Pell grant recipient	Non-Pell grant recipient
a) 3,021	b) 1,550
ii) Part-time students	
Pell grant recipient	Non-Pell grant recipient
a) 366	b) 185

7.2.3) Graduates

--	--

Summary 


The amounts displayed under the Summary section are auto-calculated based on the responses entered in the Number of HEERF Student Recipients and the HEERF Amount Disbursed questions


HEERF Amount of Grants Disbursed

What was the amount of grants disbursed to students through all HEERF funds?

All HEERF Emergency Financial Aid Grant eligible students

\$8,108,826.00

Undergraduates 

i) Full-time students 



Pell grant recipient
a) \$4,270,201.00



Non-Pell grant recipient
b) \$2,034,637.00

ii) Part-time students

Pell grant recipient
a) \$508,450.00

Non-Pell grant recipient
b) \$258,408.00

Graduates

i) Full-time students

ii) Part-time students

Full-time students
\$911,492.00


Part-time students
\$125,638.00


Average HEERF Amount Awarded

Among students who received HEERF emergency financial aid grants, what was the average award amount per student?

All HEERF Emergency Financial Aid Grant eligible students

\$1,384.23

Undergraduates 

i) Full-time students 



Pell grant recipient

a) \$1,413.51



Non-Pell grant recipient

b) \$1,312.67

ii) Part-time students

Pell grant recipient
a) \$1,389.21

Non-Pell grant recipient
b) \$1,396.80

Graduates

i) Full-time students

Full-time students
\$1,391.59


ii) Part-time students

Part-time students
\$1,551.09

Funds Expended Categories

8) Provide the total amount of HEERF funds expended on the categories provided.

Please note that the CARES Act prohibits the use of funding for the provision of pre-enrollment recruitment activities; endowments; or capital outlays associated with facilities related to athletics, sectarian instruction, or religious worship. In addition, please note that this template is meant to serve as a guide, and therefore IHEs are not required to categorize amounts in every category listed but only those that IHEs found applicable to their unique circumstances. Lastly, reported numbers should be consistent with previously published quarterly funding reports (the sum of quarterly reports should equal the value of the annual report).

8.1) Providing additional emergency financial aid grants to students. 

Amount in (a)(1) institutional dollars	Amount in (a)(2) dollars, if applicable	Amount in (a)(3) dollars, if applicable
\$641,196	\$0	\$0

8.2) Providing reimbursements for tuition, housing, room and board, or other fee refunds.

Amount in (a)(1) institutional dollars	Amount in (a)(2) dollars, if applicable	Amount in (a)(3) dollars, if applicable
\$3,300,000	\$0	\$0

8.3) Providing tuition discounts.

Amount in (a)(1) institutional dollars	Amount in (a)(2) dollars, if applicable	Amount in (a)(3) dollars, if applicable
<i>Not Applicable</i>	\$0	\$0

8.4) Covering the cost of providing additional technology hardware to students, such as laptops or tablets, or covering the added cost of technology fees.

Amount in (a)(1) institutional dollars	Amount in (a)(2) dollars, if applicable	Amount in (a)(3) dollars, if applicable
\$0	\$0	\$0

8.5) Providing or subsidizing the costs of high-speed internet to students or faculty to transition to an online environment.

Amount in (a)(1) institutional dollars	Amount in (a)(2) dollars, if applicable	Amount in (a)(3) dollars, if applicable
\$0	\$0	\$0

- 8.6) Subsidizing off-campus housing costs due to dormitory closures or decisions to limit housing to one student per room; subsidizing housing costs to reduce housing density; paying for hotels or other off-campus housing for students who need to be isolated; paying travel expenses for students who need to leave campus early due to coronavirus infections or campus interruptions.


Amount in (a)(1) institutional dollars	Amount in (a)(2) dollars, if applicable	Amount in (a)(3) dollars, if applicable
\$92,857.14	\$0	\$0

- 8.7) Subsidizing food service to reduce density in eating facilities, to provide pre-packaged meals, or to add hours to food service operations to accommodate social distancing.

Amount in (a)(1) institutional dollars	Amount in (a)(2) dollars, if applicable	Amount in (a)(3) dollars, if applicable
\$0	\$0	\$0

- 8.8) Costs related to operating additional class sections to enable social distancing, such as those for hiring more instructors and increasing campus hours of operations.

Amount in (a)(1) institutional dollars	Amount in (a)(2) dollars, if applicable	Amount in (a)(3) dollars, if applicable
\$0	\$0	\$0

8.9) Campus safety and operations. 


Amount in (a)(1) institutional dollars	Amount in (a)(2) dollars, if applicable	Amount in (a)(3) dollars, if applicable
\$0	\$0	\$0

8.10) Purchasing, leasing, or renting additional instructional equipment and supplies (such as laboratory equipment or computers) to reduce the number of students sharing equipment or supplies during a single class period and to provide time for disinfection between uses.

Amount in (a)(1) institutional dollars	Amount in (a)(2) dollars, if applicable	Amount in (a)(3) dollars, if applicable
\$0	\$0	\$0

8.11) Replacing lost revenue due to reduced enrollment.

Amount in (a)(1) institutional dollars	Amount in (a)(2) dollars, if applicable	Amount in (a)(3) dollars, if applicable
<i>Not Applicable</i>	\$0	\$0

8.12) Replacing lost revenue from non-tuition sources (i.e., cancelled ancillary events; disruption of food service, dorms, childcare or other facilities; cancellation of use of campus venues by other organizations, lost parking revenue, etc.). 


Amount in (a)(1) institutional dollars	Amount in (a)(2) dollars, if applicable	Amount in (a)(3) dollars, if applicable
<i>Not Applicable</i>	\$0	\$0

8.13) Purchasing faculty and staff training in online instruction; or paying additional funds to staff who are providing training in addition to their regular job responsibilities.


Amount in (a)(1) institutional dollars	Amount in (a)(2) dollars, if applicable	Amount in (a)(3) dollars, if applicable
\$0	\$0	\$0

8.14) Purchasing, leasing, or renting additional equipment or software to enable distance learning, or upgrading campus wi-fi access or extending open networks to parking lots or public spaces, etc.

Amount in (a)(1) institutional dollars	Amount in (a)(2) dollars, if applicable	Amount in (a)(3) dollars, if applicable
\$0	\$0	\$0

8.15) Other Uses of (a)(1) Institutional Portion funds. 

Amount in (a)(1) institutional dollars	Amount in (a)(2) dollars, if applicable	Amount in (a)(3) dollars, if applicable
\$0	<i>Not Applicable</i>	<i>Not Applicable</i>

8.16) Other uses of (a)(2) or (a)(3) funds, if applicable. 

Amount in (a)(1) institutional dollars	Amount in (a)(2) dollars, if applicable	Amount in (a)(3) dollars, if applicable
<i>Not Applicable</i>	\$0	\$0

8.17) Annual Expenditures for each Program

Amount in (a)(1) institutional dollars	Amount in (a)(2) dollars, if applicable	Amount in (a)(3) dollars, if applicable
\$4,034,053.14	\$0.00	\$0.00

Students Who Received Funds

9) Provide the number of students who ever received HEERF grant funds in the reporting period and their enrollment status at the end reporting period

- | | |
|--|-------|
| a) How many students received emergency financial aid grants through any of the HEERF funds? | 5,858 |
| b) How many of the students who ever received HEERF Emergency Financial Aid Grants dropped out (withdrawal without a completion record or return to school since receiving funds)? | 323 |
| c) How many of the students who ever received HEERF Emergency Financial Aid Grants are still enrolled at your institution? | 4,330 |
| d) How many of the students who ever received HEERF Emergency Financial Aid Grants have completed their program of study at your institution? | 1,205 |

e) Withdrawal rate for students who received HEERF
Emergency Financial Aid Grants 5.51%

Full-Time Equivalent (FTE) Positions ^

10) Provide the number of full-time equivalent (FTE) positions as of the listed reporting dates.

(The number of FTE positions includes all staff regardless of whether the position is funded by Federal, State, local, or other funds—including instructional and non-instructional staff and contractors—and equals the sum of the number of full-time positions plus the full-time equivalent of the number of part-time positions.)

Full-time equivalent (FTE) positions as of September 30, 2018	Full-time equivalent (FTE) positions as of September 30, 2019	Full-time equivalent (FTE) positions as of March 13, 2020	Full-time equivalent (FTE) positions as of the last day of the reporting period
9,379	9,483	9,554	9,473

Previous

Cancel

Submit

 Export Data

